



# VALUE STREAM MAPPING (VSM) TRAINING

**Improve Process Efficiency with  
Lean Tools**

**PRIYA CONSULTANCY (I) PVT. LTD.**

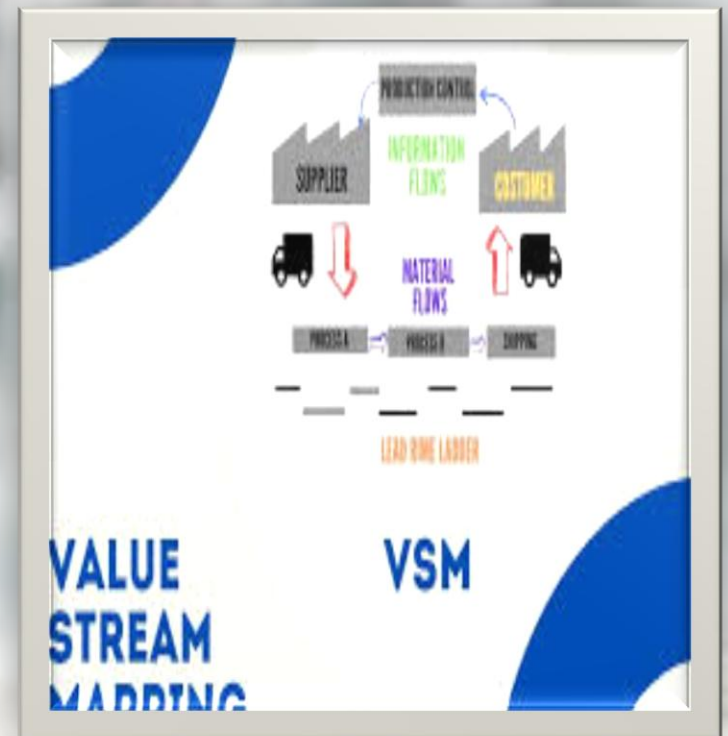
# AGENDA



1. Introduction to Lean & VSM
2. Key Concepts of VSM
3. Symbols & Mapping Conventions
4. Steps to Create a VSM
5. VSM Example – Before & After
6. Benefits of VSM
7. Hands-on Practice / Case Study
8. Q&A

# WHAT IS LEAN?

- Lean is a systematic approach to eliminate waste and improve value.
- Focuses on improving flow and reducing non-value-added activities.



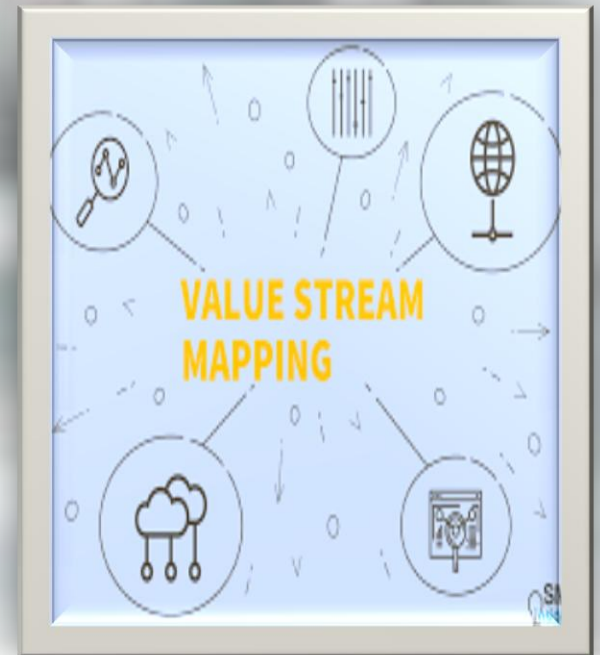
# WHAT IS VALUE STREAM MAPPING?

- VSM is a Lean tool used to visualize the flow of materials and information.
- It helps identify bottlenecks, delays, and waste.



# WHY USE VSM?

- Understand current process
- Identify and eliminate waste
- Design a future state for better performance
- Align team understanding

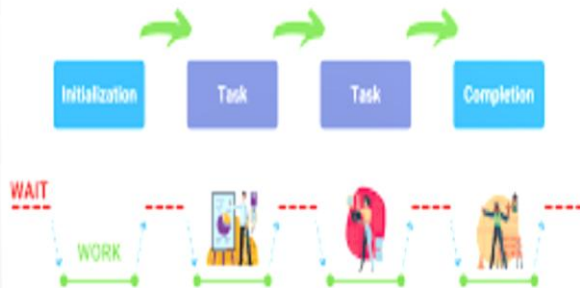




# TYPES OF WASTE (TIMWOODS)

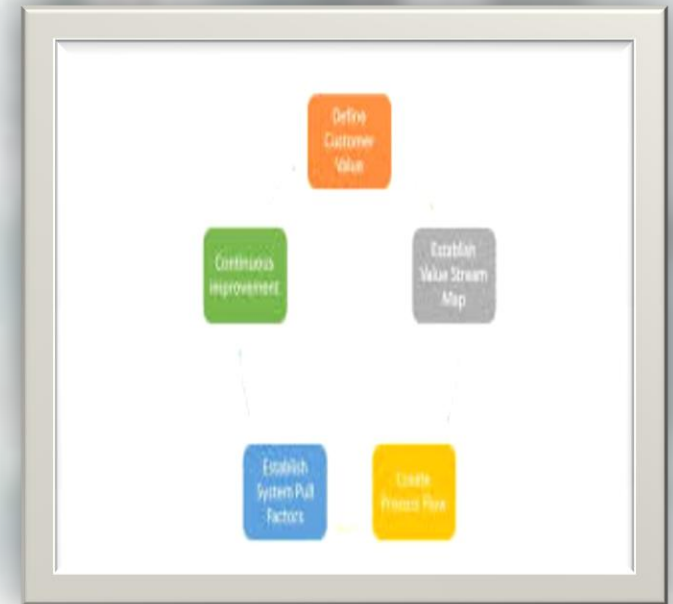
- T – Transportation
- I – Inventory
- M – Motion
- W – Waiting
- O – Overproduction
- O – Overprocessing
- D – Defects
- S – Skills (underutilized talent)

## Value Stream Mapping



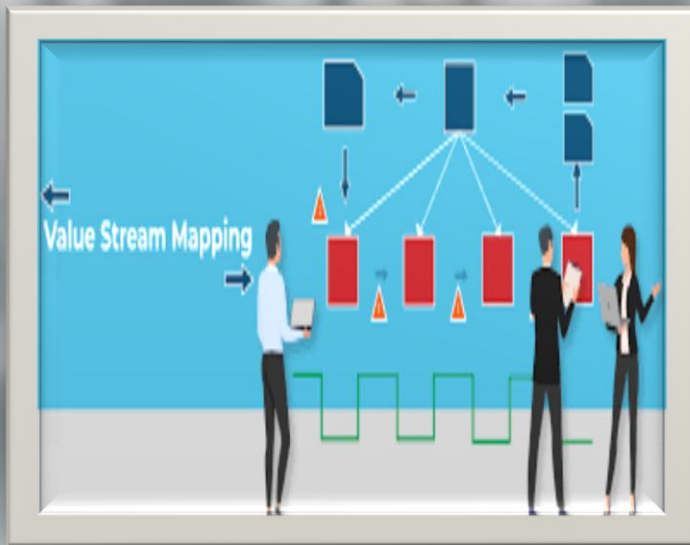
# KEY COMPONENTS OF VSM

- Process Steps
- Information Flow
- Material Flow
- Timeline (Cycle Time, Lead Time, etc.)



# VSM SYMBOLS

- Supplier, Customer, Process Box
- Material Flow Arrow
- Information Flow Arrow
- Inventory Triangle
- Data Box





# BENEFITS OF VSM

- Better visibility of the process
- Team collaboration
- Cost and time savings
- Continuous improvement



# SUMMARY

- VSM is critical for Lean success
- Helps visualize and improve processes
- Continuous improvement tool



# THANK YOU

- Contact details
- For more information:
- ☐☐ [info@priyareg.com](mailto:info@priyareg.com)
- ☐☐ +91-8802291347
- ☐☐ [www.priyareg.com](http://www.priyareg.com)

